

1

PAR

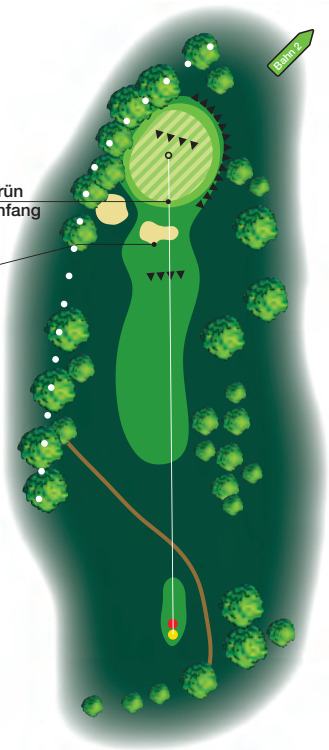
3

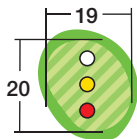
HCP

17

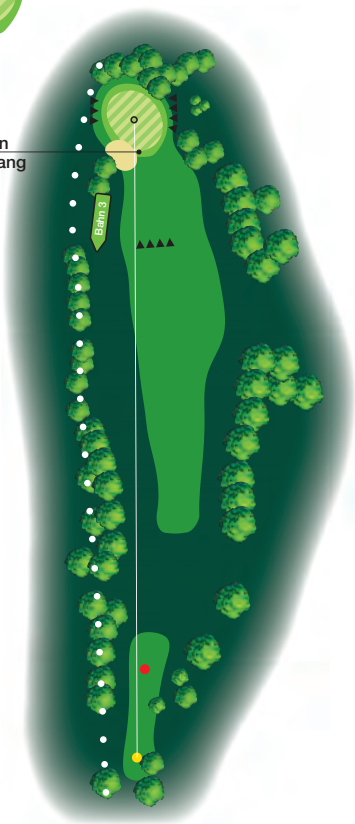
H 131 m
D 129 m

119 Grün
117 Anfang
107
105





211 Grün
180 Anfang



2

PAR

3

HCP

3

H 221 m

D 190 m



3

PAR

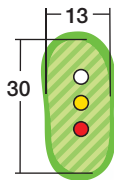
3

HCP

15

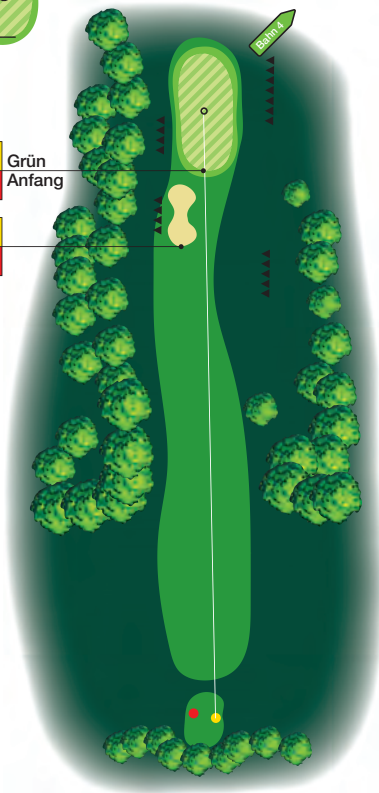
H 146 m

D 144 m



131 Grün
129 Anfang

113
111





4

PAR

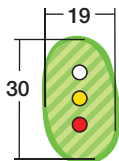
4

HCP

13

H 239 m

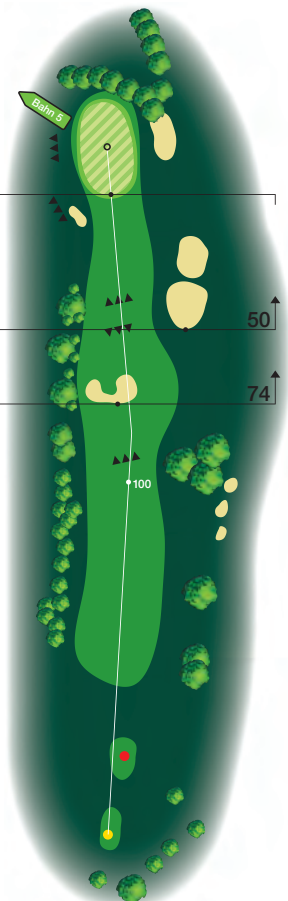
D 214 m



224 Grün
199 Anfang

174
149

150
125





5

PAR

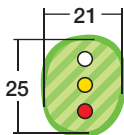
4

HCP

7

H 342 m

D 323 m



230
211

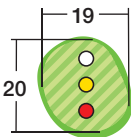
Baumreihe
Anfang

Bahn 6

19

100

150



6

PAR

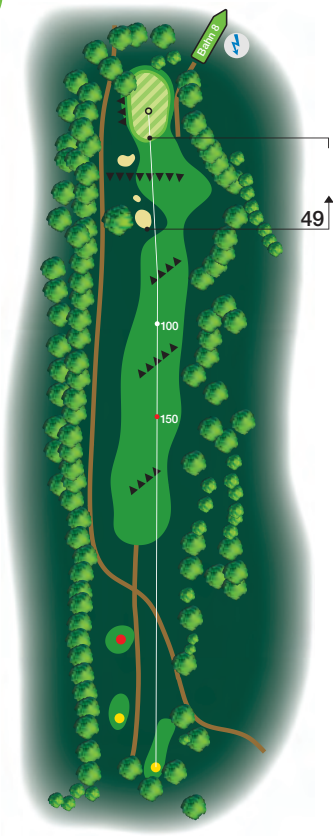
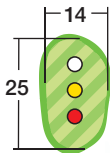
3

HCP

11

H 131 m

D 116 m



PAR

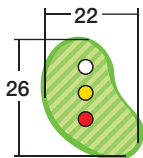
4

HCP

5

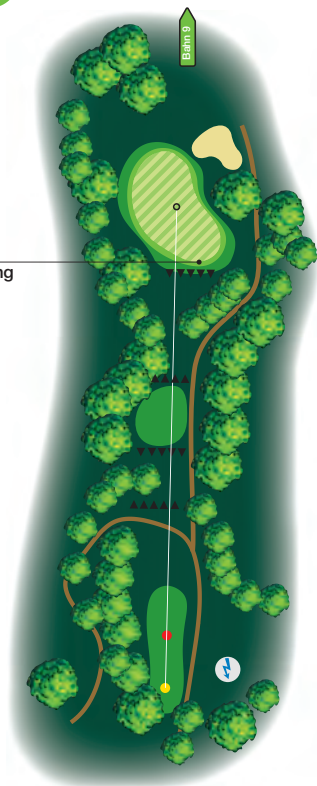
H 347 m

D 281 m



8

108 Grün
95 Anfang



PAR

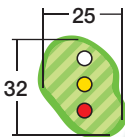
3

HCP

9

H 121 m

D 108 m



9

PAR

4

HCP

1

H 391 m

D 356 m

182
147

1. Birke rechts

193

